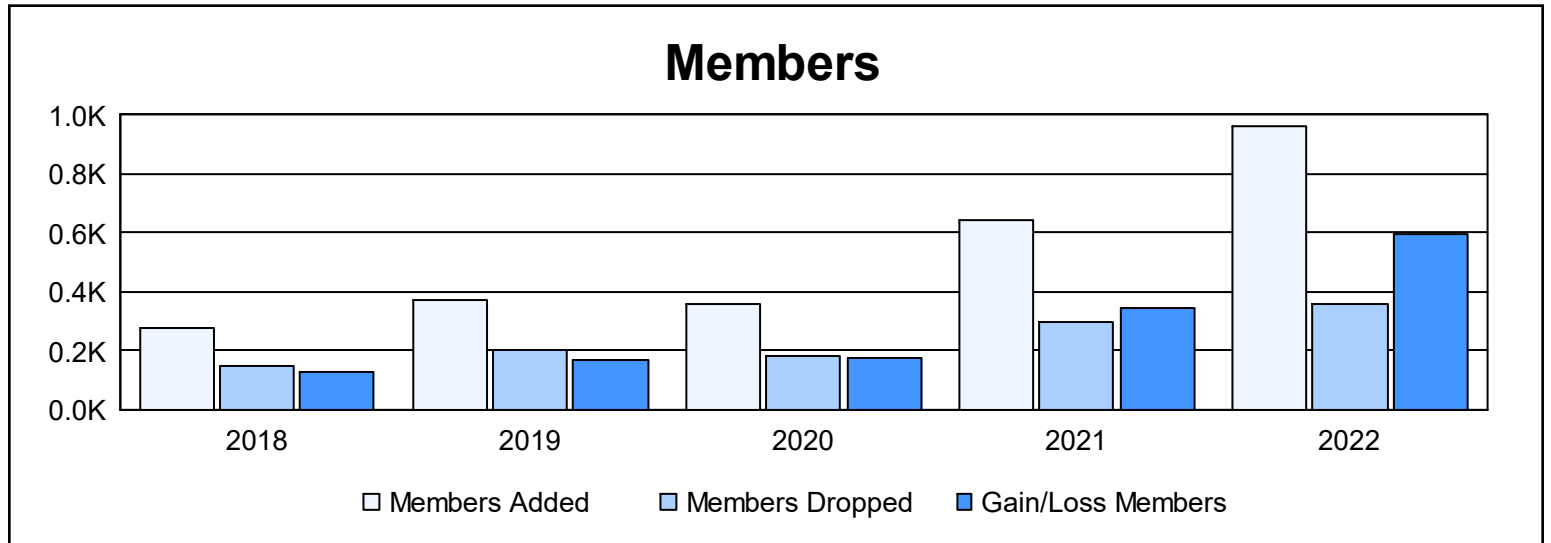
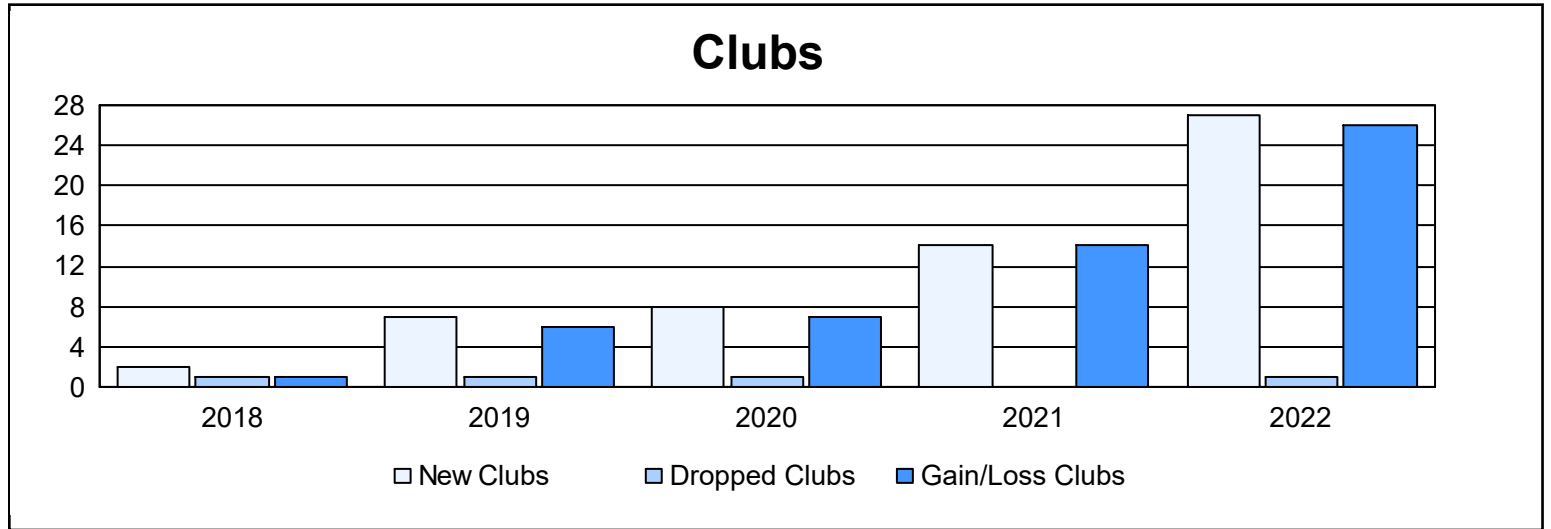
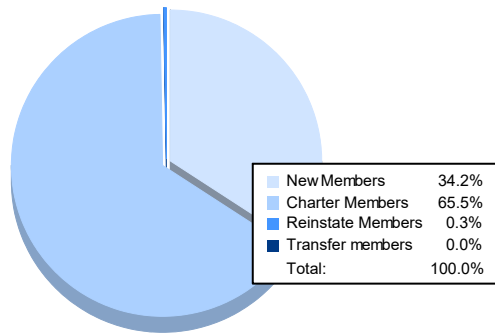


| Year | New Clubs | Dropped Clubs | Gain/ Loss Clubs | New Members | Charter Members | Reinstate Members | Transfer Members | Total Member Added | Total Members Dropped | Gain/ Loss Members |
|----------------|-----------|---------------|------------------|-------------|-----------------|-------------------|------------------|--------------------|-----------------------|--------------------|
| 2017-2018 | 2 | 1 | 1 | 186 | 89 | 4 | 0 | 279 | 150 | 129 |
| 2018-2019 | 7 | 1 | 6 | 185 | 168 | 14 | 2 | 369 | 199 | 170 |
| 2019-2020 | 8 | 1 | 7 | 135 | 204 | 16 | 4 | 359 | 185 | 174 |
| 2020-2021 | 14 | 0 | 14 | 233 | 376 | 29 | 3 | 641 | 296 | 345 |
| 2021-2022 | 27 | 1 | 26 | 328 | 628 | 3 | 0 | 959 | 361 | 598 |
| Average | 12 | 1 | 11 | 213 | 293 | 13 | 2 | 521 | 238 | 283 |



Membership Composition June 2022 Cumulative



Gender Composition June 2022 Cumulative

